

SAMPLE FILE - Indonesia Imports of Virgin Olive Oil, in packing of net weight <=30 kg

The purpose of this paper is to show what sort of typical analytical tables and charts are available in a standard TradeData Excel file for any product imported into Indonesia. The product chosen was Virgin Olive Oil. Similar information is available for any product. The information is supplied in Excel file format and the file is designed to enable efficient analysis of the underlying statistics. At the end of this paper there are list two typical import transactions to demonstrate the underlying import information that is available in TradeData’s standard Excel file.

Table – Top Ten Origin Countries

The following table comes directly out of our standard excel file and shows – monthly – the top ten supply countries in terms of volumes as well as average prices, per month, by country. This table provides a convenient summary of month-to-month movements in imports. TradeData will normally supply the current year and five years of back data in its data files. However, if more data is required, in most cases, we can supply at no extra charge.

Top 10 Origin Countries of Indonesia Imports of Virgin olive oil

	Italy	Spain	Turkey	Egypt	Australia	South Korea	Belgium	Netherlands	Syria	Palestine	Others	Total
Apr-22	CIF per Kg	\$4.97	\$4.62	#DIV/0!	#DIV/0!	\$5.24	#DIV/0!	#DIV/0!	#DIV/0!	#DIV/0!	\$7.79	\$4.74
	Quantity	24,872	59,874	0	0	304	0	0	0	0	427.0	85,477.0
May-22	CIF per Kg	\$5.06	\$4.40	#DIV/0!	#DIV/0!	\$5.61	#DIV/0!	#DIV/0!	#DIV/0!	#DIV/0!	\$1.72	\$4.70
	Quantity	83,883.0	98,915.0	0.0	0.0	400.0	0.0	0.0	0.0	0.0	75.0	183,253.0
Jun-22	CIF per Kg	\$5.83	\$5.28	\$2.96	\$5.50	\$5.02	#DIV/0!	#DIV/0!	#DIV/0!	#DIV/0!	\$2.43	\$5.51
	Quantity	198,657.0	130,759.0	15,909.0	24,000.0	6,464.0	282.0	0.0	0.0	0.0	339.0	376,410.0

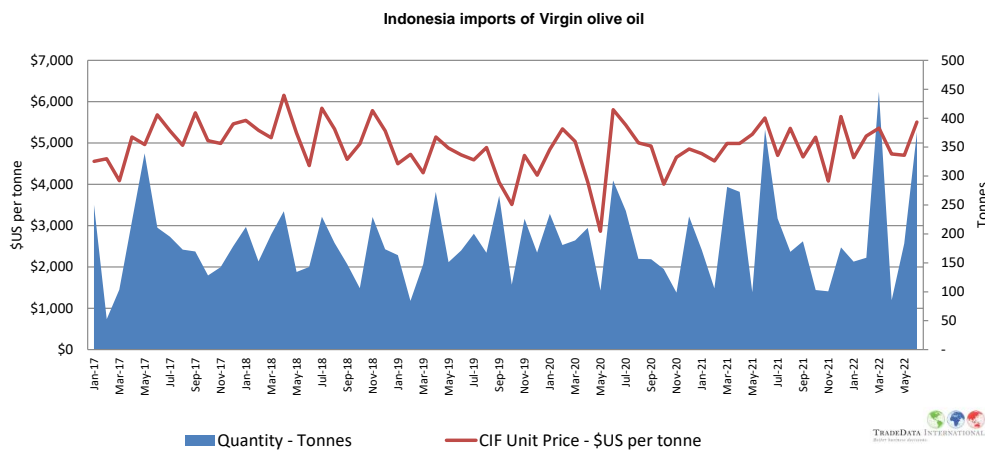
Details

There is a worksheet in the excel file that lists Indonesian import details by country and average prices each month. Note these are prices at landed cost in Indonesia (CIF) which include transport and insurance costs. A small sample is below.

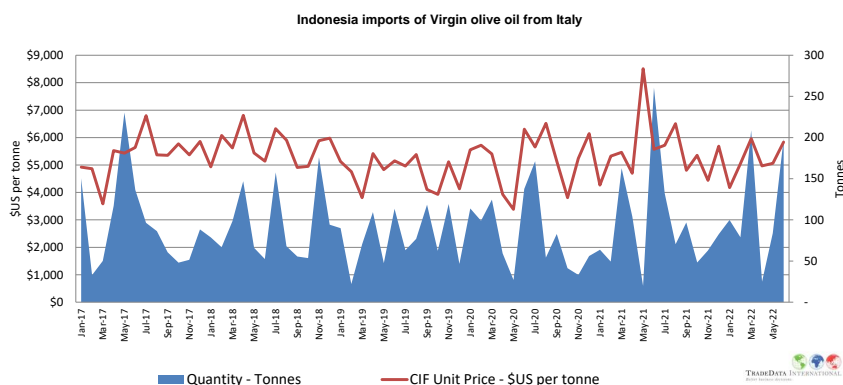
Date	Partner_Country_strd	Port	Mode_of_Transport	Sum of Quantity1	Sum of Value_CIF	Unit Price CIF
Jun-22	Italy	TANJUNG PRIOK		168,257	\$1,016,592.00	\$6.04
		TANJUNG PERAK	Sea	30,400	\$142,560.00	\$4.69
	Spain	TANJUNG PRIOK		114,759	\$623,464.00	\$5.43
		TANJUNG PERAK	Sea	16,000	\$67,200.00	\$4.20
	Turkey	TANJUNG PRIOK		24,000	\$132,000.00	\$5.50
		TANJUNG PRIOK		15,909	\$47,135.00	\$2.96

Price and Quantity

The next chart shows monthly movement in import volumes - the blue shaded area of the chart - and in average prices on a CIF basis. Import volumes are higher in the middle of each year. Import volumes are erratic on a month-to-month basis but stable over time when considered on a trend basis. Average prices fell through 2019 and recovered in 2020.

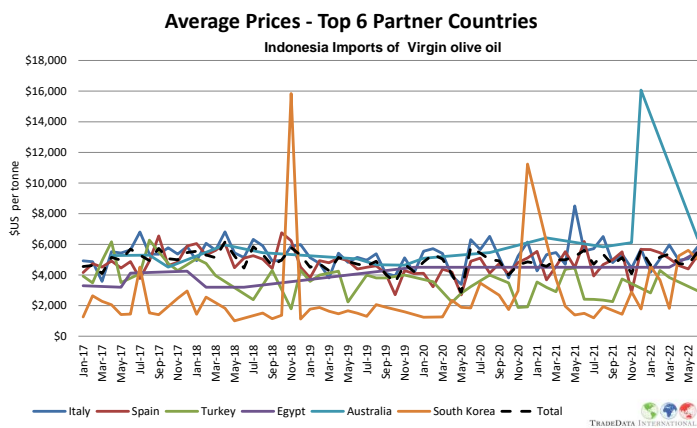


The excel file enables the user to select a supply country and then redraw this Price & Quantity chart to only include imports from the selected country. The chart below lists Price and Quantity where imports only from Italy are selected. Import volumes are erratic on a month-to-month basis but stable on a trend basis.



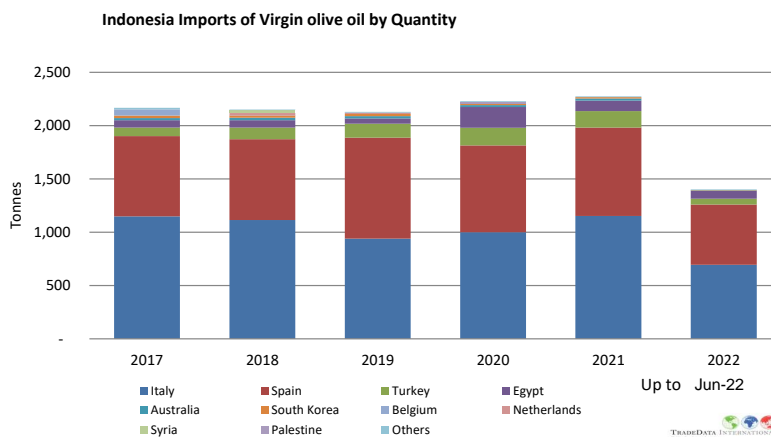
Average Prices – Top Six Supply Countries over Time

The following chart list average prices over time for the top 6 supply countries to Indonesia. Italy and Spain are the two largest (by far) supply countries, and they sell at prices close to the average. The other countries listed sell at far lower prices and sell smaller volumes.

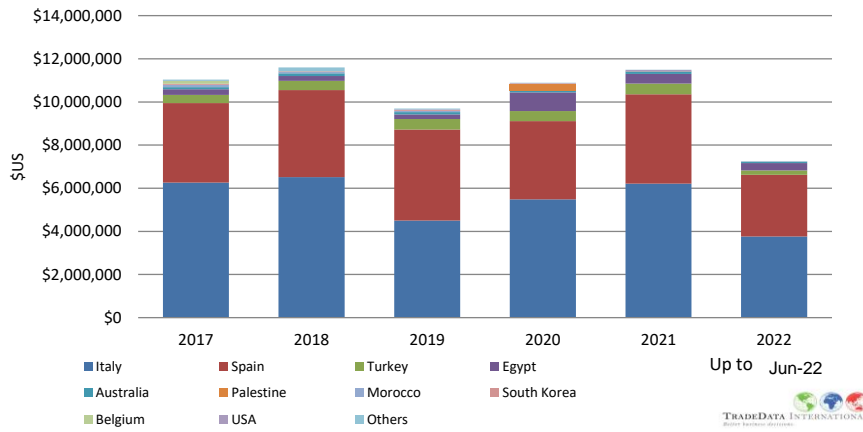


Major Supply Countries

The following two charts list annually the top ten supply countries to Indonesia both in volume and value terms. These charts draw the major supply countries market shares over time. Imports from Italy and Spain dominate and combined they have well over 90% of the market. Import volumes are growing slowly over time with a value just below \$US 12 million in 2021.



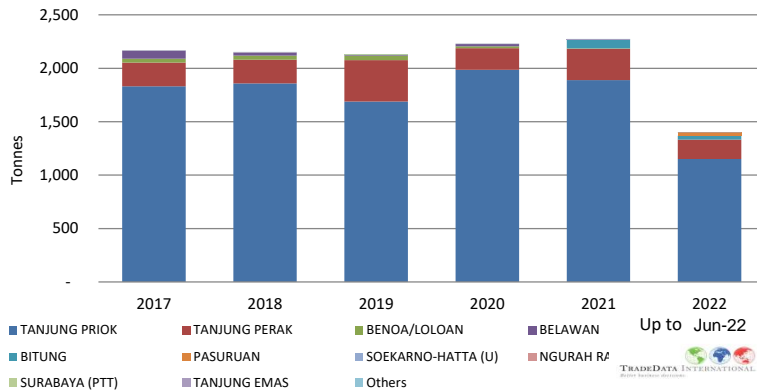
Indonesia Imports of Virgin olive oil by Value



Imports Volumes by Ports of Discharge in Indonesia

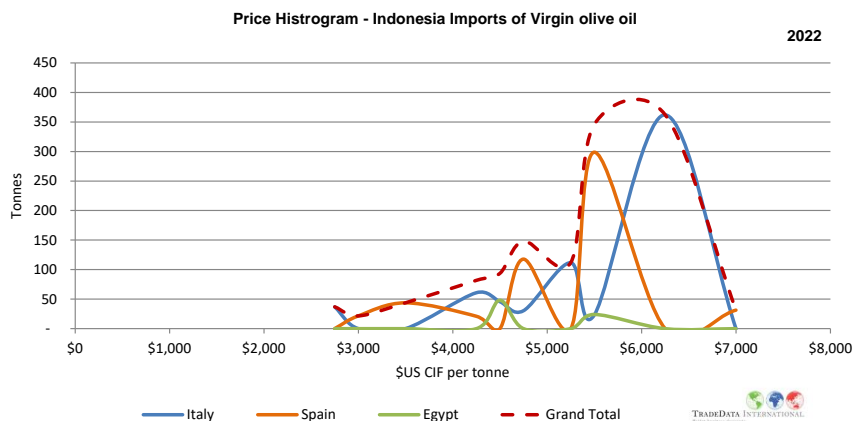
The following chart lists the Ports of Discharge in Indonesia where imports arrive. In recent years over 90% of imports arrive in Tanjung Priok, and a small percentage in Tanjung Perak.

Indonesia Imports of Virgin olive oil by Custom Ports by Quantity



Market Segments

The following chart lists a Price Histogram by Country. This shows, in 2021, the volumes imported at different price points and which major supply country supplied at these price points. The excel file enables the user to select different years and the chart will redraw itself accordingly. Spain supplies most of its oil at prices between \$US4,500 and \$US 6,000 per tonne. Italy, the other major supplier, supplies larger volumes around \$US 6,500 per tonne, and smaller volumes at prices between \$US 4,500 and \$US 5,500 per tonne. Egypt, a smaller supplier, supplies at prices above and below \$US 5,000 per tonne.



Two Typical Transactions

The following table list two typical data transactions as found in the Indonesia Import data set.

HS Code	15091010	15091010
TradeType	Imports	Imports
Year	2017	2017
Month	03	03
Deduced	FALSE	FALSE
HS Code Description	Virgin olive oil, in packings of a net weight not exceeding 30 kg	Virgin olive oil, in packings of a net weight not exceeding 30 kg
Reporting_Country	INDONESIA	INDONESIA
Reporting_Country_strd	INDONESIA	INDONESIA
Partner_Country	SPAIN	ITALY
Partner_Country_strd	Spain	Italy
Value Unit	USD	USD
Value_CIF	\$147,595.00	\$112,464.00
Value_AUD	\$193,703.68	\$147,597.75
Value_Euro	138,001.33	105,153.84
Value_USD	\$147,595.00	\$112,464.00
Quantity1 Unit	Kg	Kg
Quantity1	32,698.00	19,918.00
Port	TANJUNG PRIOK	TANJUNG PRIOK
Date	Mar-17	Mar-17
Province	Jakarta	Jakarta
Mode_of_Transport	Sea	Sea

Disclaimer

This paper has been supplied by TradeData International Pty Ltd ('TradeData'). TradeData makes no representation to any other person with regard to the completeness or accuracy of the data or information contained herein, and it accepts no responsibility and disclaims all liability (save for liability which cannot be lawfully disclaimed) for loss or damage whatsoever suffered or incurred by any other person resulting from the use of, or reliance upon, the data or information contained herein.

Copyright in this publication is owned by TradeData International Pty Ltd. The publication is provided on the basis that the user agrees not to copy the material contained within it for other than their own purposes. In the event that the user uses or quotes from the material in this publication - in papers, reports, or opinions prepared for any other person - it is agreed that it will be sourced to TradeData International Pty Ltd.